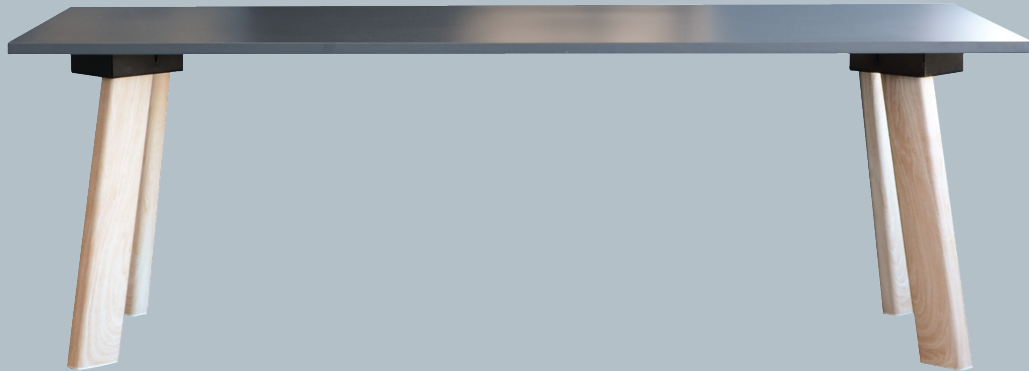


# Pose

An elegant table solution for multiple areas of the workplace.





## Welcome Pose

A beautifully crafted contemporary table range designed by the UCI design studio, with a new elegant design featuring curved edges to the legs, will fit any boardroom or meeting room.

Pose's angular legs with a curved aesthetic provide a commanding stance with cable reticulation throughout, bringing together functionality and versatility to modern contemporary design.

The clean and elegant design of Pose, with the choice of either the UCI standard powder coat range or wood grain finish, make this an ideal solution for boardrooms, meeting rooms, breakout areas or premium workstation solutions that can fit your existing decor.



# Pose Linear



Pose Linear's simplistic design is offered not only as a bench but also a high table with two height ranges. Available in three heights, 720mm, 950mm and 1050mm, this is the perfect option for any breakout space or meeting room.



## SPECIFICATIONS

### Heights (Using 25mm Worktop):

720mm, 950mm and 1050mm

### Worktop Width Range:

1000mm - 2700mm (Single)

### Worktop Depth Range:

900mm - 1200mm

### Configuration:

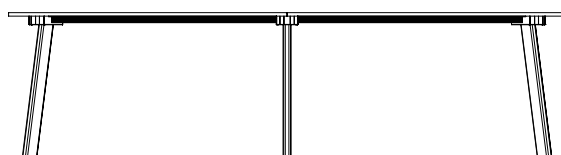
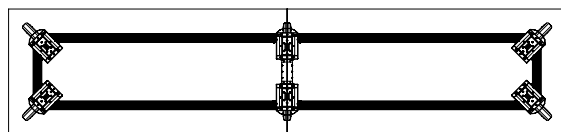

Single or Multiple

### Cable Management:

Cable reticulation through foot plate and top support

---

## CONFIGURATIONS



# Pose Round



A Pose Round version is also available to complement this beautiful family, enabling round tables for both meeting spaces or break out areas across 3 heights.

This simple, elegant design can complement any commercial or residential area allowing multiple possibilities.



**Cable reticulation ability through the bottom of the leg and top support found across all Pose tables.**

## SPECIFICATIONS

### Heights (Using 25mm Worktop):

720mm, 950mm and 1050mm

### Worktop Size Range:

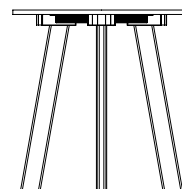
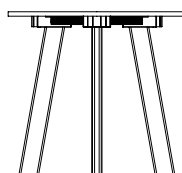
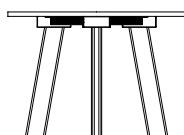
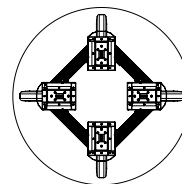
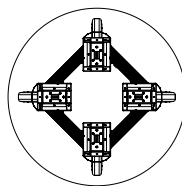
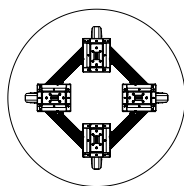
1000mm - 1600mm (All heights)

### Cable Management:

Cable reticulation through foot plate and top support

---

## CONFIGURATIONS





# Pose Boardroom



Pose boardroom is the newest member of the elegant Pose family. Now offering a wider depth range to Pose, the premium design is tailored for boardroom and meeting room settings.

Modular by design and available in both single and multiple options, Pose boardroom has a reinforced under structure that defines quality.

## SPECIFICATIONS

### Heights (Using 25mm Worktop):

720mm

### Worktop Width Range:

1000mm - 2700mm (Single)

### Worktop Depth Range:

1200mm - 1800mm

### Configuration:

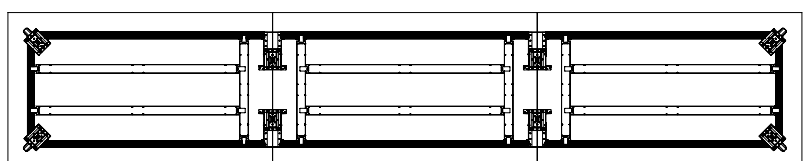
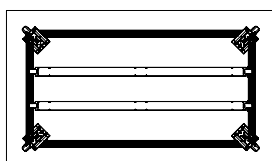
Single or Multiple

### Cable Management:

Cable reticulation through foot plate and top support



## CONFIGURATIONS



# Pose Bench



Pose bench provides an elegant new premium look for fixed height workstations.

Modular by design and available in single or multiple options, Pose can provide multiple runs by adding in a mid-leg while still emphasising it's beautifully featured legs.

## SPECIFICATIONS

### Heights (Using 25mm Worktop):

720mm

### Worktop Width Range:

1000mm - 2400mm (Single)

### Worktop Depth Range:

800mm - 850mm

### Configuration:

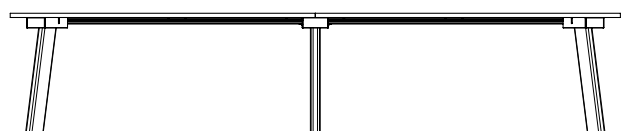
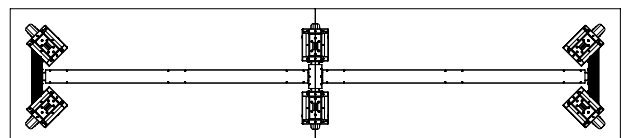
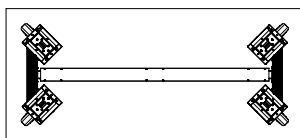
Single or Multiple


### Cable Management:

Cable reticulation through foot plate and top support


---

## CONFIGURATIONS





**Wood Grain Finish**



**Standard Powder Coat Finish**

**Warranty:**

10 year warranty on structural components

**Certification:**



**Features:**

Made in Australia  
CKD Construction



**Options:**

UCI Manufacturing powder coat colour range available

**Materials:**

Australian mild steel tube and extruded aluminium  
Your choice of laminate or solid timber top

**Product Lifecycle:**

UCI Manufacturing is committed to its impact on the environment. All workstation frames manufactured by UCI Manufacturing are designed for disassembly and are 95% recyclable.

**Note:** *client specified materials are excluded from this statement.*

With the use of basic hand tools UCI Manufacturing workstation frames can be broken down into raw material elements such as aluminium, steel and plastic (Moulded plastic components greater than 50gm in weight have recycling logo identification).

